


Improving the Quality of Learning in Maths

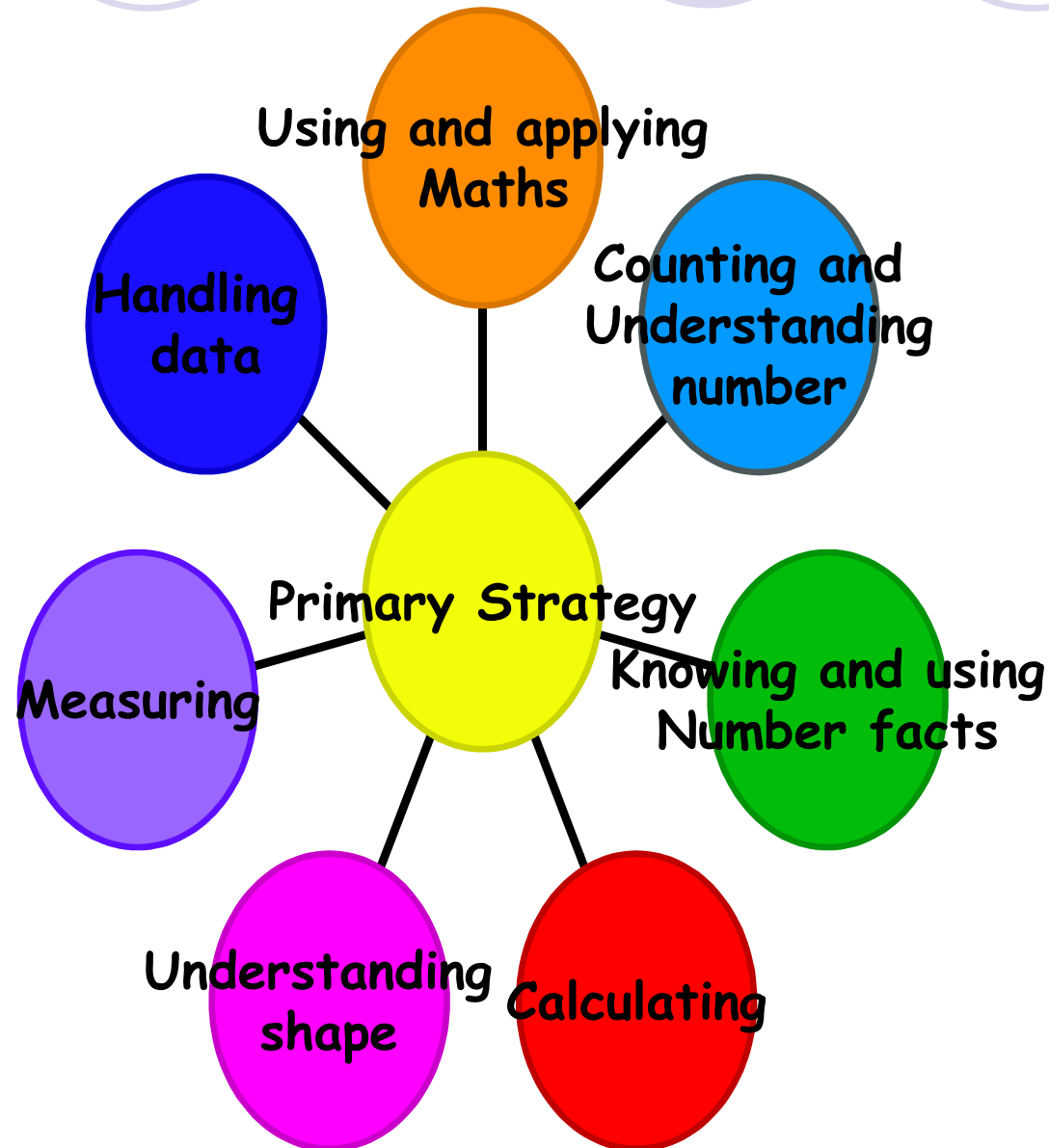
Feckenham C.of E. First
School

Working Together to make a difference!

- Fun
- Free from stress
- Positive maths images



What do we have to teach?



Process of solving a maths problem

- Can I do this in my head?
- Can I do this in my head using drawings or jottings?
- Do I need to use an expanded/compact method?
- Eventually - Yr 4 and beyond - Do I need to use a calculator?



What are we doing in school ?

- Clear focus on how children learn and how we teach
- Clear policies consistent throughout the school
- Real life problem solving
- Cross curricular maths



How can we support you in supporting your child?


- Improve your knowledge
- Clearer guidance
- Better resources

A decorative header consisting of five circles in a row. From left to right: a solid light purple circle, a white circle with a light purple outline, a solid light purple circle, a white circle with a light purple outline, and a solid light purple circle.

Sharing of Information

- Whole school Calculation Policy
- Your child's level and targets
- Website

A First Look!



- <http://www.feckenhamfirst.com/>



The Mental Maths Passport

- Know the objectives - help to practice the skills - ongoing support from home
- Sense of achievement


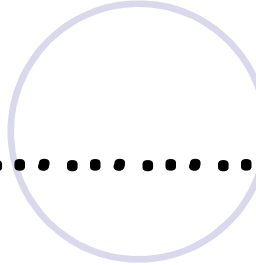

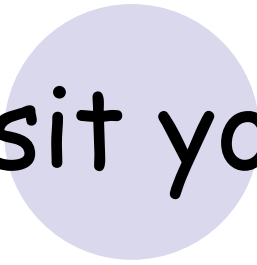
Maths Games Reception - Year 3

- Home tasks are fun
- Games are levelled
- Generate talk about maths and how we solve the problems

Year 3 and Year 4

- Mental Maths Passport
- Web site activities
- Access to laptops during school if not available at home

Visit your class teacher.....



A decorative horizontal line of five circles. From left to right: a solid light purple circle, an empty circle with a light purple outline, a solid light purple circle, an empty circle with a light purple outline, and a solid light purple circle.

Questions and Suggestions